

TradeGuider VSA Plug-in for MT4 quick install guide.

Introduction.

This short guide will help you to download and install the TradeGuider VSA Plug-in for MT4.

WWW.TRADING-SOFTWARE-COLLECTION.COM

Prerequisites.

This guide assumes you already have at least a demo account with a broker that offers the MT4 platform and that the MT4 platform is already installed and operational.

TRADING SOFTWARE

FOR SALE & EXCHANGE

www.trading-software-collection.com

Subscribe for FREE download 5000+ trading books.

Mirrors:

www.forex-warez.com
www.traders-software.com

Contacts

andreybbrv@gmail.com
andreybbrv@hotmail.com
andreybbrv@yandex.ru

Skype: andreybbrv

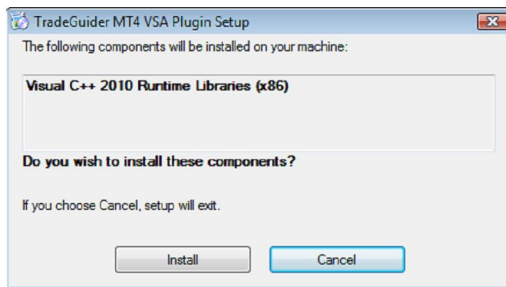
ICQ: 70966433

Installation.

Before you begin please make sure your MT4 software is closed. If it is not take a moment and close the software before proceeding.

Once you have downloaded the *TradeGuiderMT4PluginInstaller.zip* file please extract the the *setup.exe* and the *TradeGuiderMT4PluginInstaller.msi* to your desktop.

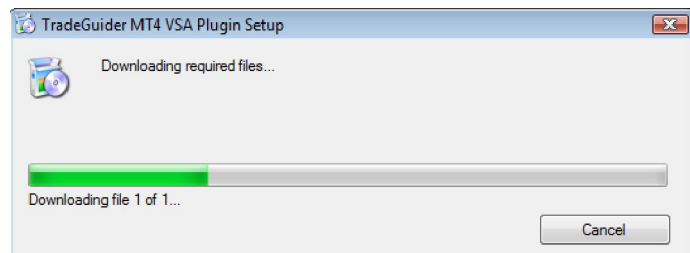
Now double click on the *setup.exe* file to begin the installation.

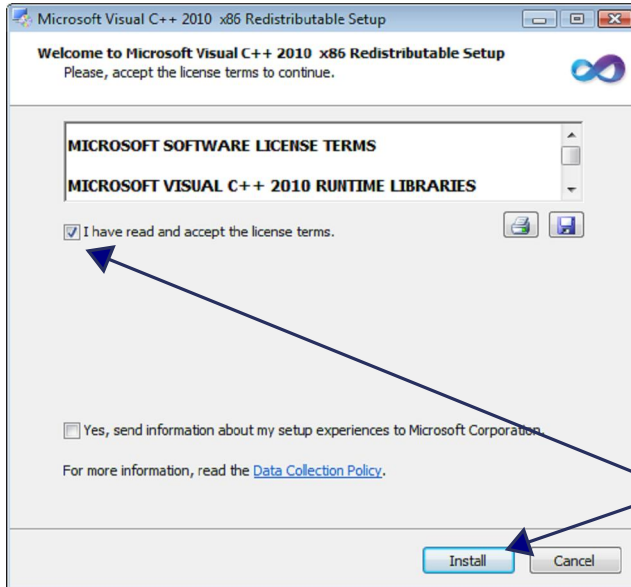


The first dialog window that opens will request you install the Visual C++ 2010 Runtime Libraries.

Click the **Install** button to proceed.

The files will begin downloading and a progress bar will be displayed.





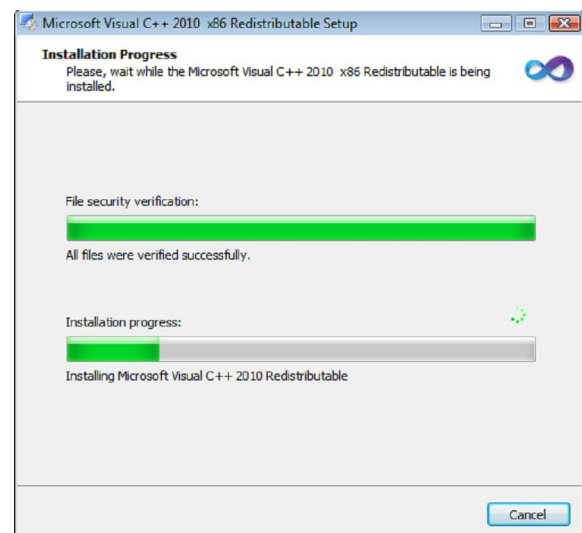
When the download is complete the *Microsoft Visual C++ 2010 Redistributable Setup* dialog window will open.

Use the scroll bar to read through the license terms.

When you have finished reading the license terms, check the box labeled *"I have read and accept these terms"* and click the **Install** button.

During the installation a progress bar is displayed.

Please be patient during the installation.



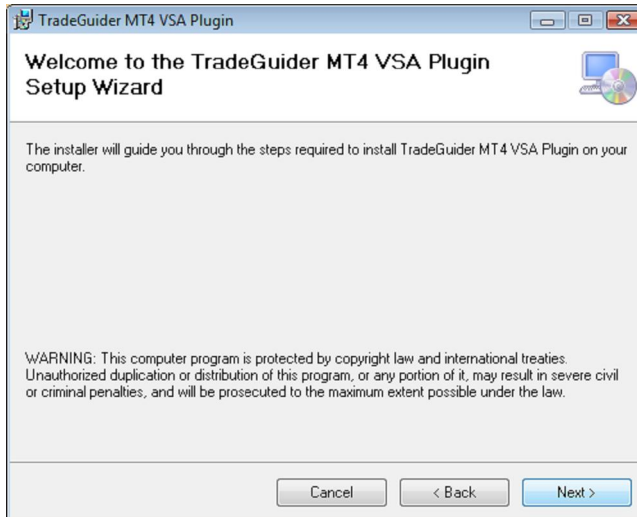


When it has finished the installation an *Installation Complete* dialog will be displayed.

Click the **Finish** button to finalize the *Microsoft Visual C++ 2010 Redistributable Setup*.

The installation for the TradeGuider VSA Plug-in is ready. Click the **Next** button to proceed.



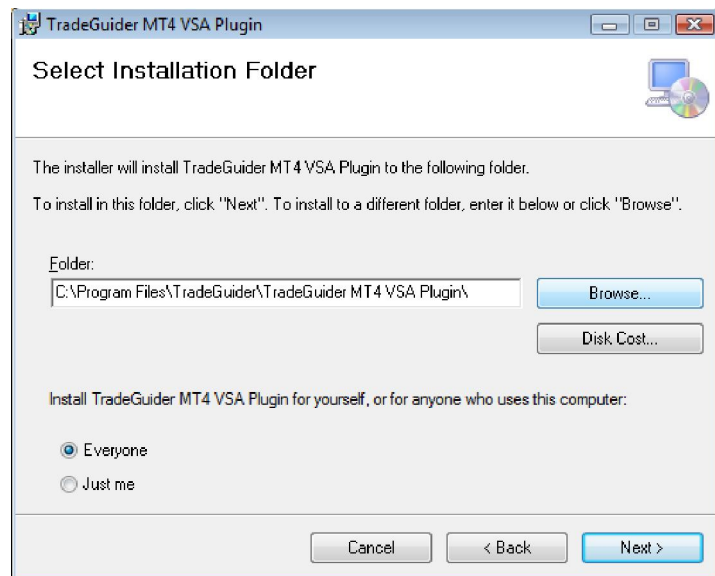


The “*Welcome to the TradeGuider MT4 VSA Plugin Setup Wizard*” will start.

Click the **Next** button to proceed.

The *Select Installation Folder* dialog window will open.

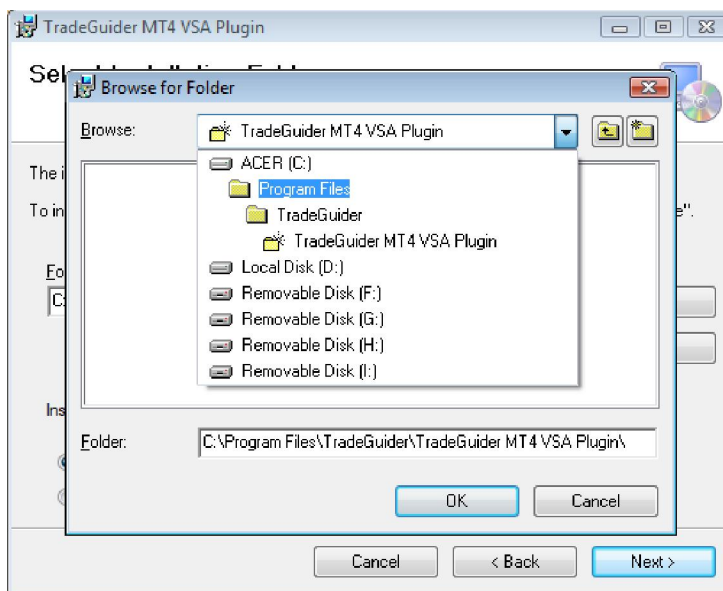
Click the **Browse** button.



Browse to your *Program Files* or *Program Files (x86)* folder.

NOTE: You will only have a Program Files (x86) folder if you have a 64-bit version of Windows installed.

Double click the Program Files or Program Files (x86) folder to select it.

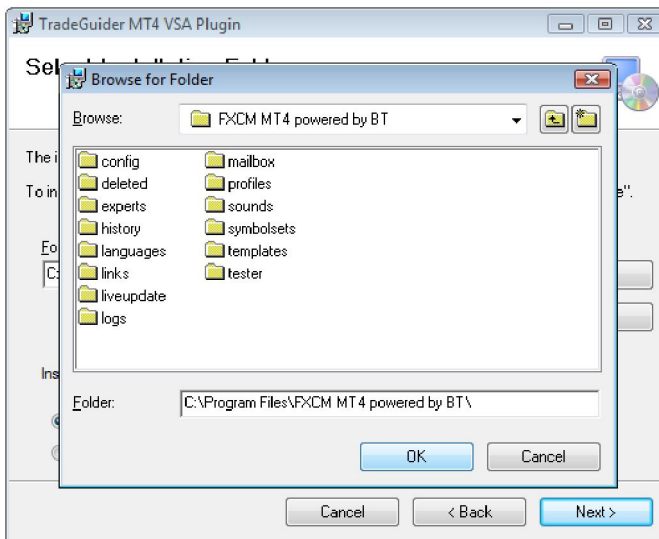
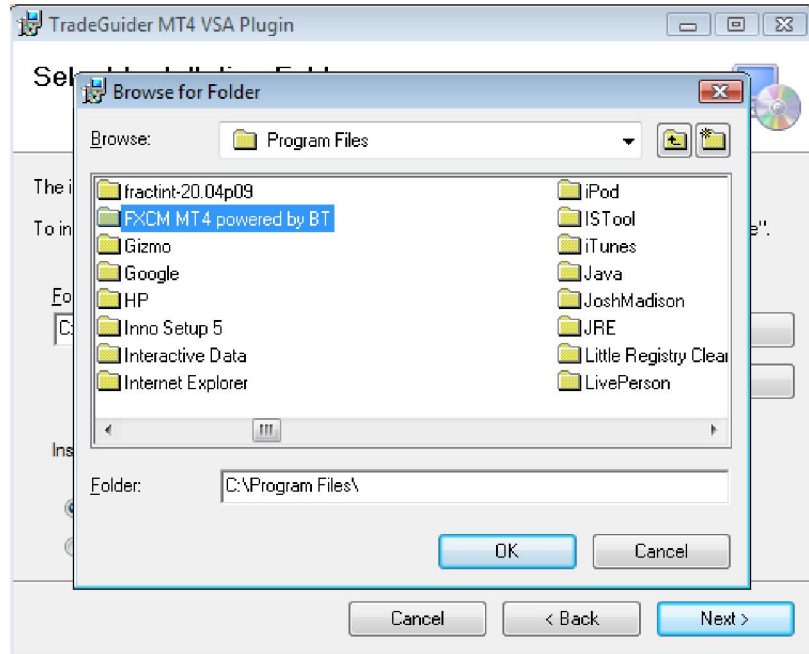


In your Program Files or Program Files (x86) folder locate the broker MT4 folder and click the **OK** button.

In this example the *FXCM MT4 powered by BT* is the broker and the folder is highlighted.

You will need to select the broker installation you want to use that you have on your computer.

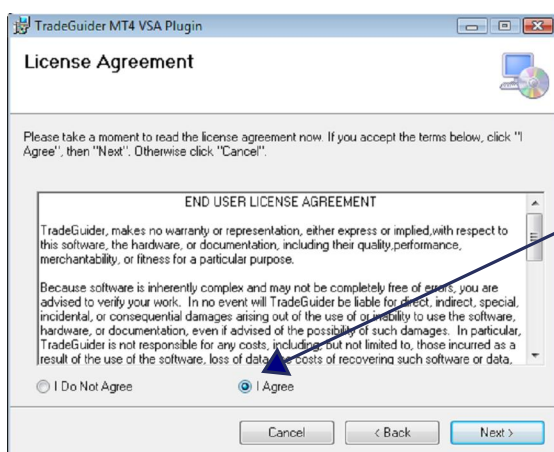
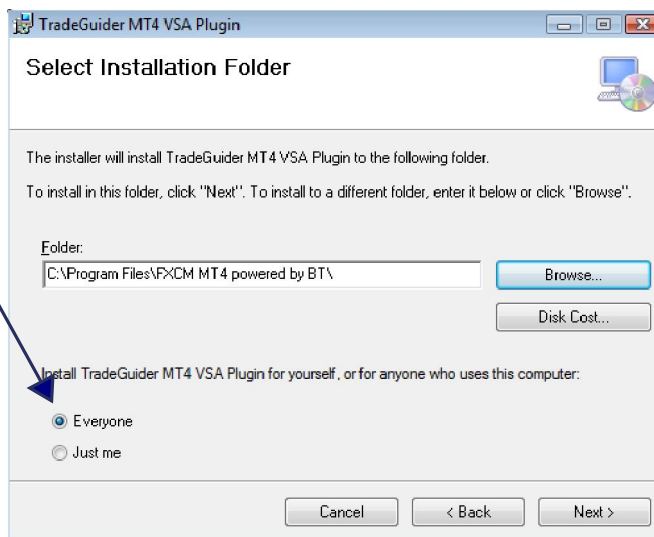
If you need assistance with this please contact support at support@tradeguider.com for further assistance.



Click on the broker installation folder and then click the **OK** button.

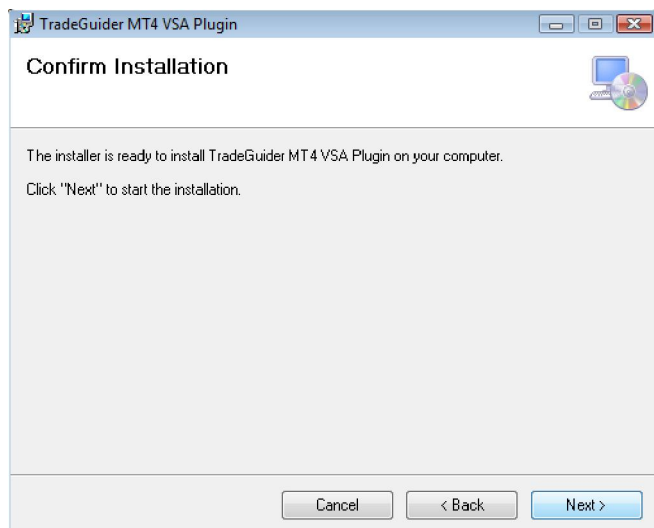
In the following example in the *Browse* section the *FXCM MT4 powered by BT* is selected.

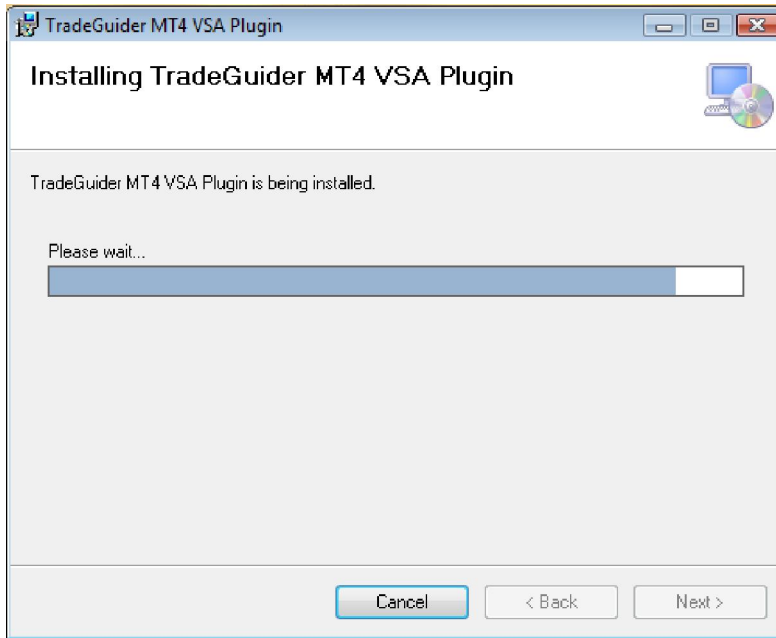
Make sure that Everyone is selected and then click the **Next** button to proceed.



Read through the *EULA* and click **I Agree** then click the **Next** button to proceed.

The *Confirm Installation* dialog window will notify you that it is ready to install the TradeGuider MT4 VSA Plugin on your computer. Click the **Next** button to proceed.



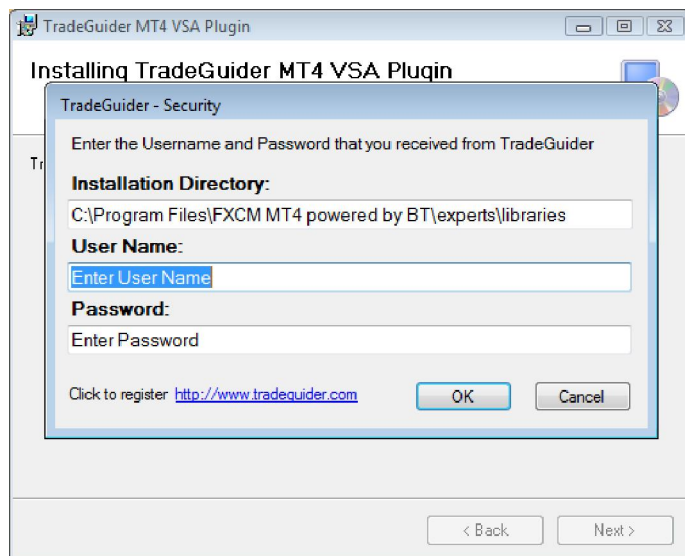


A progress bar will be displayed during the installation.

This can take a minute or longer, please be patient as the VSA Plug-in is installed.

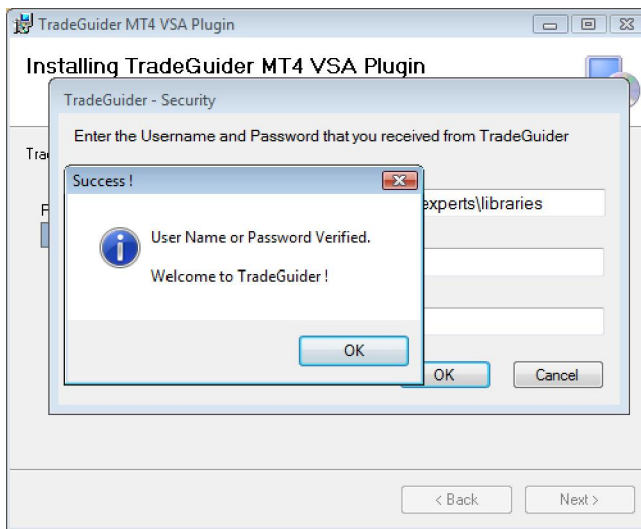
Now you will be prompted for your *User Name* and *Password* to authorize the VSA Plug-in.

Please note that the TradeGuider Security dialog window may be hidden behind the TG MT4 VSA Plugin dialog window. Move the TG MT4 VSA Plugin window if nothing appears to be happening.



If you cannot find the user name and password in the email please contact support@tradeguider.com

After you enter your User Name and Password click the **OK** button. It may take a minute to complete the registration.



When the registration is verified you will receive the following message “*User Name or Password Verified. Welcome to TradeGuider!*”. Click the **OK** button to proceed.

The registration verification window may be hidden. Please move the TradeGuider Security window if you do not see the verification window.

You have completed the installation process now. Click the **Close** button to exit the installer.

